

Aggregate Functions


Last Modified on 25/07/2019 4:03 pm BST

Permissions

You will require the following permissions:


- Reports

Note: Once an aggregate function has been applied to a report column, the corresponding icon will appear in the column header. If the aggregate function is removed, the icon will no longer appear in the column header.

- **Sum**  - Adds together all of the numerical values within a column and provides a total.


Example:

10	5	15	10	=
				40

- **Average**  - Determines an average of all of the numerical values. It calculates the sum of all of the cells within the column and divides this number by the number of cells.

Example:

10	5	15	10	=
				10

- **Count**  - Counts the number of cells which include data, for the selected column.

Example:

10	5	15	10	=
				4

- **Minimum** ↓ - Displays the lowest cell value within the report data, for the selected column.

Example:

10	5	15	10	=
				5

- **Maximum** ↑ - Displays the highest cell value within the report data, for the selected column.

Example:

10	5	15	10	=
				15
